

Service manual

Deck oven Ebo 68 M (large baking chamber 660/460) 400V 50Hz

Version: 2.00

Ident:

Series:

Part-Number: X1620



Chapter

baking chamber Ebo 68 M 400V 50Hz - V:
control Ebo 68 M 400V 50Hz - V:
door Ebo 68 M 400V 50Hz - V:
electric-installation Ebo 68 M 400V 50Hz - V:
frame Ebo 68 M 400V 50Hz - V:
installation-room Ebo 68 M 400V 50Hz - V:
piping Ebo 68 M 400V 50Hz - V:

Service manual baking chamber Ebo 68 M 400V 50Hz

Version:

Ident:

Series:

Part-Number:



Chapter

101731 - halogen lamp 12V 10W
33891 - halogen socket
402885 - heater 750W / 230V
404699 - safety temperature limiter (UL) 360°C
70508 - Ebo frame for lamps-lower part
70509 - Ebo protective glass f. lamps-lower part
70510 - seal for bottom part of the lamp
9030-140-006 - thermo sensor
X1600-012-016 - door seal M
X1700-012-012 - connecting plate ahead
X1700-300-026 - heater gasket
X1700-300-030 - pipe heater 325 W
X1700-300-031 - heater 435 W
X1700-300-032 - heater 545 W
X1720-012-008 - connecting plate right/left 68
X1720-012-030 - stone backing plate XEbo 68

Part: halogen lamp 12V 10W

Part-Number: 101731

When changing the halogen lamps please make sure that the lamps do not come in contact with hand sweat. Hand sweat will burn into the glass bulb and reduces the life of the halogen lamp. Please use the appropriate gloves.



Part: halogen socket

Part-Number: 33891

Check the porcelain lamp holders and cables for damage. Please do not squeeze or kink the cable.




Part: heater 750W / 230V

Part-Number: 402885

When replacing the pipe heater always to seal the heating pipe to be replaced.



Part: safety temperature limiter (UL) 360°C**Part-Number: 404699****Part: Ebo frame for lamps-lower part****Part-Number: 70508****Part: Ebo protective glass f. lamps-lower part****Part-Number: 70509**

Part: seal for bottom part of the lamp**Part-Number: 70510****Part: thermo sensor****Part-Number: 9030-140-006****Part: door seal M****Part-Number: X1600-012-016****Part: connecting plate ahead****Part-Number: X1700-012-012****Part: heater gasket****Part-Number: X1700-300-026**

Part: pipe heater 325 W

Part-Number: X1700-300-030

When replacing the pipe heater always to seal the heating pipe to be replaced.



Part: heater 435 W

Part-Number: X1700-300-031

Part: heater 545 W

Part-Number: X1700-300-032

Part: connecting plate right/left 68

Part-Number: X1720-012-008

Part: stone backing plate XEbo 68

Part-Number: X1720-012-030

When cleaning the stone plate do not use abrasive cleaner. Use only clear water and soft cloths.


Service manual control Ebo 68 M 400V 50Hz

Version:

Ident:

Series:

Part-Number:



Chapter

Classic control Ebo 68 M 400V 50Hz - V:

Comfort control Ebo 68 M 400V 50Hz - V:

Exclusive control Ebo 68 M 400V 50Hz - V:

Service manual

Classic control Ebo 68 M 400V 50Hz

Version:

Ident:

Series:

Part-Number:



Chapter

- 33884 - relay main switch
- 402662 - axial blower 19W heat resistance until 75°C
- 9030-320-006 - glass operating unit Classic Dibas/Ebo
- 9030-320-011 - glass operating unit Classic nostalgia
- 9030-330-001 - motherboard universal
- 9030-330-003 - terminal board active

Part: relay main switch

Part-Number: 33884

The contactor switches the heater on/off.



Part: axial blower 19W heat resistance until 75°C

Part-Number: 402662

Axial fan to cool the electronic components. Heat resistant up to 75°C, marked with the letter "Z". The service uses as after-market equipment the axial fan, item no. 402661, heat resistant up to 85°C marked with the letter "N".



Part: glass operating unit Classic Dibas/Ebo

Part-Number: 9030-320-006



Part: glass operating unit Classic nostalgia

Part-Number: 9030-320-011



Part: motherboard universal

Part-Number: 9030-330-001



Part: terminal board active

Part-Number: 9030-330-003



Service manual

Comfort control Ebo 68 M 400V 50Hz

Version:

Ident:

Series:

Part-Number:



Chapter

- 33884 - relay main switch
- 402662 - axial blower 19W heat resistance until 75°C
- 9030-320-005 - glass operating unit Comfort Dibas/Ebo
- 9030-320-012 - glass operating unit Comfort nostalgia
- 9030-330-001 - motherboard universal
- 9030-330-003 - terminal board active

Part: relay main switch

Part-Number: 33884

The contactor switches the heater on/off.



Part: axial blower 19W heat resistance until 75°C

Part-Number: 402662

Axial fan to cool the electronic components. Heat resistant up to 75°C, marked with the letter "Z". The service uses as after-market equipment the axial fan, item no. 402661, heat resistant up to 85°C marked with the letter "N".



Part: glass operating unit Comfort Dibas/Ebo

Part-Number: 9030-320-005



Part: glass operating unit Comfort nostalgia

Part-Number: 9030-320-012



Part: motherboard universal

Part-Number: 9030-330-001



Part: terminal board active

Part-Number: 9030-330-003



Service manual

Exclusive control Ebo 68 M 400V 50Hz

Version:

Ident:

Series:

Part-Number:



Chapter

- 33884 - relay main switch
- 402662 - axial blower 19W heat resistance until 75°C
- 9030-320-004 - glass operating unit Exclusive Dibas/Ebo
- 9030-320-013 - glass operating unit Exclusive nostalgia
- 9030-330-001 - motherboard universal
- 9030-330-003 - terminal board active

Part: relay main switch

Part-Number: 33884

The contactor switches the heater on/off.



Part: axial blower 19W heat resistance until 75°C

Part-Number: 402662

Axial fan to cool the electronic components. Heat resistant up to 75°C, marked with the letter "Z". The service uses as after-market equipment the axial fan, item no. 402661, heat resistant up to 85°C marked with the letter "N".



Part: glass operating unit Exclusive Dibas/Ebo

Part-Number: 9030-320-004



Part: glass operating unit Exclusive nostalgia

Part-Number: 9030-320-013



Part: motherboard universal

Part-Number: 9030-330-001



Part: terminal board active

Part-Number: 9030-330-003



Service manual door Ebo 68 M 400V 50Hz

Version:

Ident:

Series:

Part-Number:

Chapter

102615 - screw nut
104972 - screw
109892 - washer DIN9021
39101 - sliding bush
400765 - tension spring
402793 - collar bush DIN1850
9000-132-005 - screw DIN923 M6x4
9010-445-003 - bush without collar D=8x10x5
X1600-456-003 - shaft welded
X1600-456-024 - glass pane Ebo 64 M bonded
X1700-456-010 - deflection lever
X1700-456-011 - handle
X1700-456-015 - door handle
X1700-456-021 - handle with thread M8
X1700-456-022 - handle with bore

Part: screw nut

Part-Number: 102615

**Part: screw**

Part-Number: 104972

**Part: washer DIN9021**

Part-Number: 109892


**Part: sliding bush**

Part-Number: 39101

Part: tension spring

Part-Number: 400765



Part: collar bush DIN1850**Part-Number: 402793****Part: screw DIN923 M6x4****Part-Number: 9000-132-005****Part: bush without collar D=8x10x5****Part-Number: 9010-445-003****Part: shaft welded****Part-Number: X1600-456-003****Part: glass pane Ebo 64 M bonded****Part-Number: X1600-456-024**

The glass pane is fixed by two knurled head screws. For cleaning dismount the pane and use only clear water and mild detergent. When installing the pane, make sure that the silicon holder for the glass is connected directly and the washer is between the knurled screw and this holder.



Part: deflection lever**Part-Number: X1700-456-010****Part: handle****Part-Number: X1700-456-011****Part: door handle****Part-Number: X1700-456-015****Part: handle with thread M8****Part-Number: X1700-456-021**

Part: handle with bore

Part-Number: X1700-456-022

Service manual electric-installation Ebo 68 M 400V 50Hz

Version:

Ident:

Series:

Part-Number:

Chapter

33884 - relay main switch

70508 - Ebo frame for lamps-lower part

70509 - Ebo protective glass f. lamps-lower part

Part: relay main switch

Part-Number: 33884

The contactor switches the heater on/off.



Part: Ebo frame for lamps-lower part

Part-Number: 70508



Part: Ebo protective glass f. lamps-lower part

Part-Number: 70509



Service manual frame Ebo 68 M 400V 50Hz

Version:

Ident:

Series:

Part-Number:

Chapter

402662 - axial blower 19W heat resistance until 75°C

Part: axial blower 19W heat resistance until 75°C

Part-Number: 402662

Axial fan to cool the electronic components. Heat resistant up to 75°C, marked with the letter "Z". The service uses as after-market equipment the axial fan, item no. 402661, heat resistant up to 85°C marked with the letter "N".



Service manual installation-room Ebo 68 M 400V 50Hz

Version:

Ident:

Series:

Part-Number:

Chapter

402869 - steam generator Ebo 68 M 400V 50Hz - V:

111324 - solenoid valve with straight 1 / 4 "thread

33358 - hose connection G1/4"

33524 - HT - hose silicone D 18xS3 LW12

33780 - T-fitting

400534 - flow controller D=2,0

403754 - solenoid valve (flow restrictor) Attention replaced by 111324

42237 - hose clamp 12-22/9A1

9010-110-008 - pressure spring VD-090Y

9020-700-002 - servo drive, Attention replaced by 9020-700-004

9020-700-004 - actuators EBO

9060-115-001 - extansion -inside

9060-510-001 - flow meter

X1700-251-024 - exhaust air gasket

Part: solenoid valve with straight 1 / 4 "thread

Part-Number: 111324

It is necessary to clean the dirt sieve of the solenoid valve regularly. Particles in the water line will stick to the sieve and interrupt the water flow. Please note the maximum water pressure and other warnings from the data sheets regarding the water connection. The solenoid valve works with a flow pressure of 150 - 600 kPa. You can test the solenoid valve function in the PC - Tool - Test. Attention the test is a continued test and this function is not protected from overload.

Part: hose connection G1/4"

Part-Number: 33358



Part: HT - hose silicone D 18xS3 LW12

Part-Number: 33524



Part: T-fitting

Part-Number: 33780



Part: flow controller D=2,0

Part-Number: 400534



Part: solenoid valve (flow restrictor) Attention replaced by 111324**Part-Number: 403754**

It is necessary to clean the dirt sieve of the solenoid valve regularly. Particles in the water line will stick to the sieve and interrupt the water flow. Please note the maximum water pressure and other warnings from the data sheets regarding the water connection. The solenoid valve works with a flow pressure of 150 - 600 kPa. You can test the solenoid valve function in the PC - Tool - Test. Attention the test is a continued test and this function is not protected from overload.

**Part: hose clamp 12-22/9A1****Part-Number: 42237****Part: pressure spring VD-090Y****Part-Number: 9010-110-008****Part: servo drive, Attention replaced by 9020-700-004****Part-Number: 9020-700-002****Part: actuators EBO****Part-Number: 9020-700-004****Part: extension -inside****Part-Number: 9060-115-001**

Part: flow meter**Part-Number: 9060-510-001**

Part: exhaust air gasket**Part-Number: X1700-251-024**

Service manual steam generator Ebo 68 M 400V 50Hz

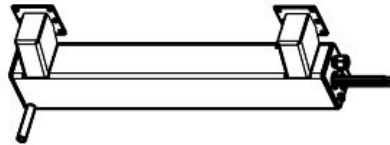
Version:

Ident:

Series:

Part-Number: 402869

This part can be ordered.



Chapter

03617 - seal for steam generator

105680 - pipe heater 1000W / 230V

402885 - heater 750W / 230V

402914 - steam pipe connection EBO 64/68 (from 2007 - up to date)

403116 - cutting ring D12

EX1520-236-000 - steam generator standard 68 S+M

X1500-235-021 - steaming pipe XEbo S+M,L lower boiler


X1600-007-008 - Isolation second layer

X1720-235-001 - steam generator XEbo 68

[000] - 402869 - steam generator EBO 68

Part: seal for steam generator

Part-Number: 03617



Part: pipe heater 1000W / 230V

Part-Number: 105680

When replacing the pipe heater always to seal the heating pipe to be replaced.



Part: heater 750W / 230V

Part-Number: 402885

When replacing the pipe heater always to seal the heating pipe to be replaced.



Part: steam pipe connection EBO 64/68 (from 2007 - up to date)**Part-Number: 402914**

The steam pipe initiates the water in the steam generator.

**Part: cutting ring D12****Part-Number: 403116****Part: steam generator standard 68 S+M****Part-Number: EX1520-236-000****Part: steaming pipe XEbo S+M,L lower boiler****Part-Number: X1500-235-021**

The steam pipe initiates the water in the steam generator.

Part: Isolation second layer**Part-Number: X1600-007-008****Part: steam generator XEbo 68****Part-Number: X1720-235-001****Part: steam generator EBO 68****Part-Number: 402869**

Service manual piping Ebo 68 M 400V 50Hz

Version:

Ident:

Series:

Part-Number:



Chapter

33970 - exhaust air duct gasket DN 50 to 26632

34310 - O-ring, silicone

37975 - exhaust elbow MINIMAT E

X1600-200-020 - exhaust air duct D50x1,5

X1600-200-050 - exhaust air duct M (pass)

X1600-200-051 - exhaust air duct (with condenser drain)

Part: exhaust air duct gasket DN 50 to 26632**Part-Number: 33970**

The exhaust air must always exit upwards. Make sure that no steam reaches the electrical slide. The seal must be exchanged when discoloration or cracks occur.

**Part: O-ring, silicone****Part-Number: 34310****Part: exhaust elbow MINIMAT E****Part-Number: 37975****Part: exhaust air duct D50x1,5****Part-Number: X1600-200-020****Part: exhaust air duct M (pass)****Part-Number: X1600-200-050**

Part: exhaust air duct (with condenser drain)

Part-Number: X1600-200-051

Urheberrecht:

Das Urheberrecht an diesem Servicehandbuch verbleibt bei der WIESHEU GmbH. Dieses Servicehandbuch ist nur für autorisierte Servicepartner und dessen Personal bestimmt. Sie enthält Vorschriften und Hinweise, die weder vollständig noch teilweise vervielfältigt, verbreitet oder anderweitig mitgeteilt werden dürfen.

Alle Darstellungen, Zeichnungen, Bilder Texte und Angaben sind urheberrechtlich geschützt. Sie unterliegen den gewerblichen Schutzrechten.

Zu diesem Servicehandbuch:

Alle Abbildungen in diesem Dokument sollen die Verständlichkeit unterstützen. Die Abbildungen sind nicht maßstabsgerecht. Teilweise sind dem Originalprodukt ähnelnde Abbildungen dargestellt, die geringfügig abweichen können.

Achtung!

Vermeiden Sie Fehlfunktionen oder Beschädigungen durch falsche Ersatzteile. Wir empfehlen die ausschließliche Verwendung von WIESHEU-Original-Ersatzteilen.

Wiesheu GmbH
Daimlerstrasse 10
DE-71563 Affalterbach
Telefon: +49 (0)7144 / 3 03-0
Fax: +49 (0)7144 / 3 03-11
Service-Telefon: 0800-WIESHEU
E-Mail: info@wiesheu.de
www.wiesheu.de

Stand: 11/9/2012